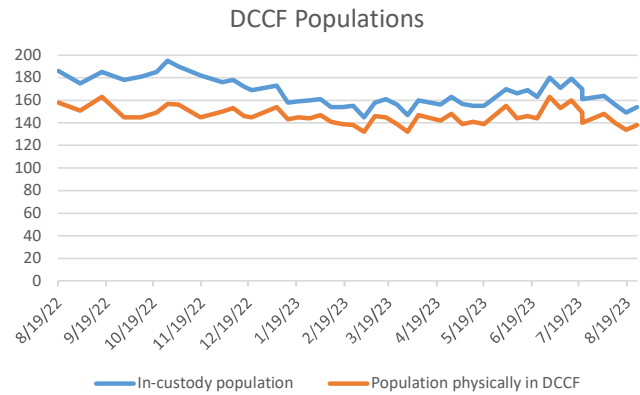
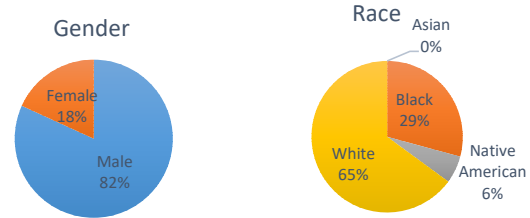


Douglas County Criminal Justice Statistics - 8/25/23

Douglas County Correctional Facility (DCCF) - updated each Friday

In-custody population	154
In-custody population by gender, race, and ethnicity	
Male	126 82%
Female	28 18%
Asian	0 0%
Black	45 29%
Native American	9 6%
White	100 65%
Hispanic	11 7%
Non-Hispanic	143 93%
In-custody population by county of residence	
Douglas County resident	109 71%
Not Douglas County resident	36 23%
No address (usually homeless in Dg Co)	9 6%
Population housed in other county jails	
Population at inpatient psychiatric and drug treatment facilities	10
Population physically in DCCF	138
Awaiting Larned/Osawat. bed for competency	8



Criminal Justice Services - updated on the first day of each month

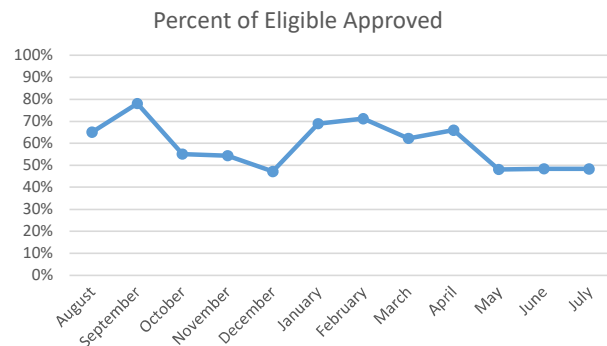
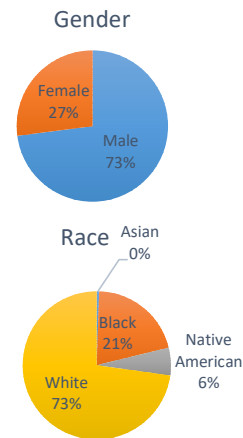
Pretrial Release Program

An alternative to incarceration program established in 2017. Information is available at: <https://douglascountyks.org/depts/pretrial/faq>.

Total supervisions since 2017	2,287
Current population	185
Population by gender, race, and ethnicity	
Male	135 73%
Female	50 27%
Asian	1 1%
Black	38 21%
Native American	11 6%
White	134 73%
Hispanic	12 6%
Non-Hispanic	173 94%

Population by electronic monitoring	
Electronic monitoring	43 23%
No electronic monitoring	142 77%

	July	Last 4 Months
Total seen at in-custody first appearance	87	279
Total eligible for pretrial program	66	207
Total approved for pretrial program	32	114
Percent of eligible approved	48%	55%
Monitoring closed successfully		
Monitoring closed successfully	17	92
New charge (monitoring suspended)	1	1
Failure to appear (monitoring suspended)	8	42
Failure to comply (additional conditions added by the court)	1	2
Percent closed successfully	63%	67%

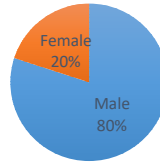


House Arrest Program

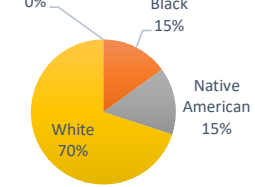
In operation since October 2017, the house arrest program allows approved individuals to serve a sentence out of custody and within the community. Information is available <http://dgcoks.org/housearrest>.

Current population	20	
Population by adult status		
Adult	19	95%
Juvenile	1	5%
Population by gender and race		
Male	16	80%
Female	4	20%
Asian	0	0%
Black	3	15%
Native American	3	15%
White	14	70%
Hispanic	2	10%
Non-Hispanic	18	90%
Population by court jurisdiction		
Municipal Court	6	33%
District Court	12	67%
	<u>July</u>	<u>Last 4 Months</u>
Successfully completed	12	42
Closed due to non-compliance	1	5
Total completed	13	47
<i>Percent successfully completed</i>	<i>92%</i>	<i>89%</i>

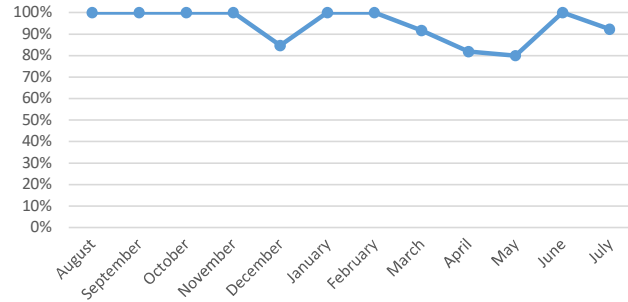
Gender



Race



Percent Successfully Completed



Behavioral Health Court

A specialty court docket for people with complex behavioral health and substance abuse needs. Established in 2017. Information at: <http://dgcoks.org/bhcourt>.

Current participants	24	
<u>Exits since start of program</u>		
Successful graduates	56	
Terminations/discharges	32	
Voluntary withdrawals and transfers	19	
<i>Graduation rate</i>	<i>52%</i>	

Drug Court

Drug Court, established in 2020, seeks to reduce recidivism of individuals with a substance use disorder. Information at: <https://www.douglascountyks.org/depts/district-attorney/douglas-county-drug-court-information>

Current participants	17	
<u>Exits since start of program</u>		
Successful graduates	15	
Terminations	9	
Voluntary withdrawals and transfers	5	
<i>Graduation rate</i>	<i>52%</i>	