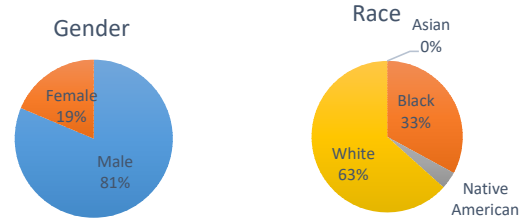


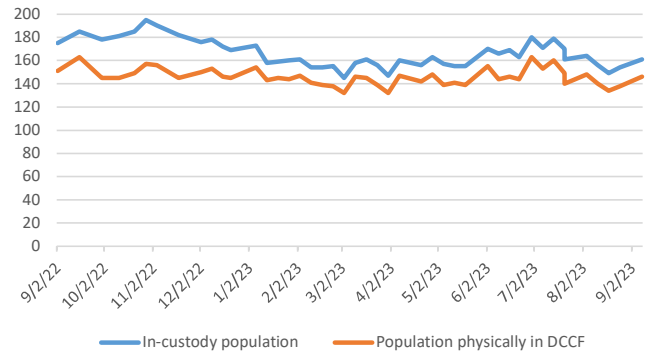
Douglas County Criminal Justice Statistics - 9/8/23

Douglas County Correctional Facility (DCCF) - updated each Friday

In-custody population	161
In-custody population by gender, race, and ethnicity	
Male	131 81%
Female	30 19%
Asian	0 0%
Black	53 33%
Native American	6 4%
White	102 63%
Hispanic	10 6%
Non-Hispanic	151 94%
In-custody population by county of residence	
Douglas County resident	113 70%
Not Douglas County resident	40 25%
No address (usually homeless in Dg Co)	8 5%
Population housed in other county jails	
Population at inpatient psychiatric and drug treatment facilities	11
Population physically in DCCF	146
Awaiting Larned/Osawat. bed for competency	14



DCCF Populations



Criminal Justice Services - updated on the first day of each month

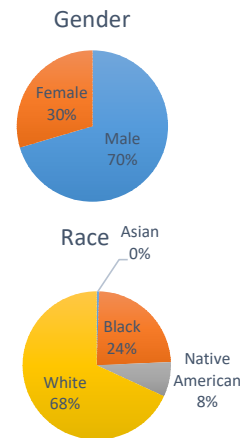
Pretrial Release Program

An alternative to incarceration program established in 2017. Information is available at: <https://douglascountyks.org/depts/pretrial/faq>.

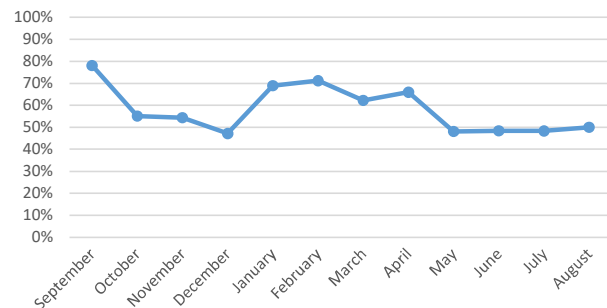
Total supervisions since 2017	2,327
Current population	186
Population by gender, race, and ethnicity	
Male	131 70%
Female	55 30%
Asian	1 1%
Black	44 24%
Native American	14 8%
White	126 68%
Hispanic	10 5%
Non-Hispanic	176 95%

Population by electronic monitoring	
Electronic monitoring	43 23%
No electronic monitoring	143 77%

	August	Last 4 Months
Total seen at in-custody first appearance	62	290
Total eligible for pretrial program	48	224
Total approved for pretrial program	24	109
Percent of eligible approved	50%	49%
Monitoring closed successfully		
Monitoring closed successfully	20	83
New charge (monitoring suspended)	0	1
Failure to appear (monitoring suspended)	8	39
Failure to comply (additional conditions added by the court)	5	8
Percent closed successfully	61%	63%



Percent of Eligible Approved

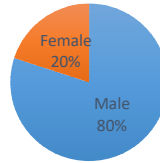


House Arrest Program

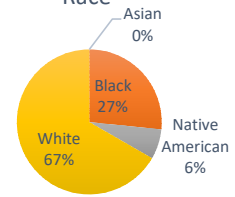
In operation since October 2017, the house arrest program allows approved individuals to serve a sentence out of custody and within the community. Information is available <http://dgcoks.org/housearrest>.

Current population	15	
Population by adult status		
Adult	15 100%	
Juvenile	0 0%	
Population by gender and race		
Male	12 80%	
Female	3 20%	
Asian	0 0%	
Black	4 27%	
Native American	1 7%	
White	10 67%	
Hispanic	1 7%	
Non-Hispanic	14 93%	
Population by court jurisdiction		
Municipal Court	8 53%	
District Court	7 47%	
	<u>August</u>	<u>Last 4 Months</u>
Successfully completed	7	43
Closed due to non-compliance	2	6
Total completed	9	49
<i>Percent successfully completed</i>	<i>78%</i>	<i>88%</i>

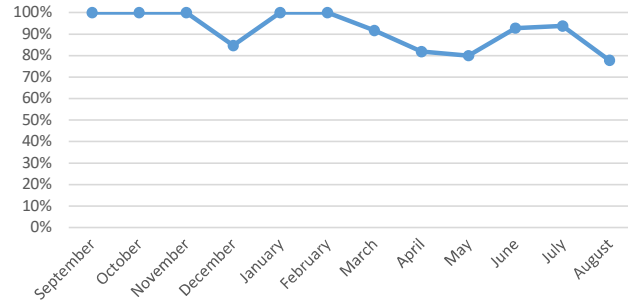
Gender



Race



Percent Successfully Completed



Behavioral Health Court

A specialty court docket for people with complex behavioral health and substance abuse needs. Established in 2017. Information at: <http://dgcoks.org/bhcourt>.

Current participants	25
<u>Exits since start of program</u>	
Successful graduates	58
Terminations/discharges	32
Voluntary withdrawals and transfers	19
<i>Graduation rate</i>	<i>53%</i>

Drug Court

Drug Court, established in 2020, seeks to reduce recidivism of individuals with a substance use disorder. Information at: <https://www.douglascountyks.org/depts/district-attorney/douglas-county-drug-court-information>

Current participants	17
<u>Exits since start of program</u>	
Successful graduates	16
Terminations	9
Voluntary withdrawals and transfers	5
<i>Graduation rate</i>	<i>53%</i>