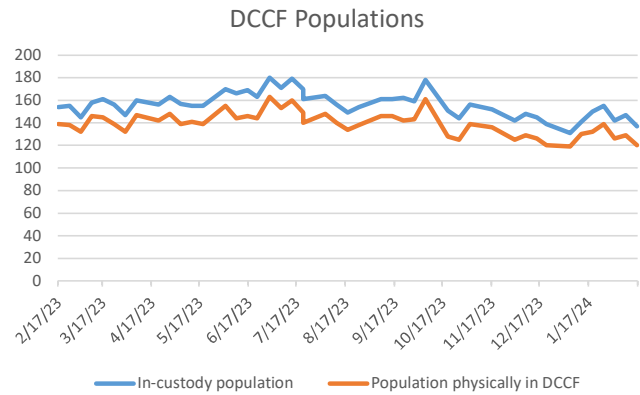
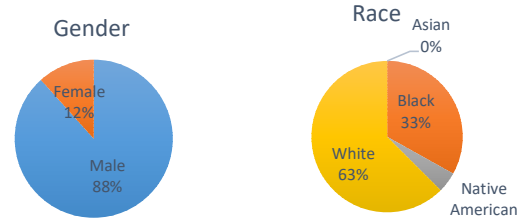


Douglas County Criminal Justice Statistics - 2/16/24

Douglas County Correctional Facility (DCCF) - updated each Friday

In-custody population	137
In-custody population by gender, race, and ethnicity	
Male	121 88%
Female	16 12%
Asian	0 0%
Black	45 33%
Native American	6 4%
White	85 63%
Hispanic	9 7%
Non-Hispanic	128 93%
In-custody population by county of residence	
Douglas County resident	104 76%
Not Douglas County resident	30 22%
No address (usually homeless in Dg Co)	3 2%
Population housed in other county jails	
Population at inpatient psychiatric and drug treatment facilities	10
Population physically in DCCF	120
Awaiting Larned/Osawat. bed for competency	5



Criminal Justice Services - updated on the first day of each month

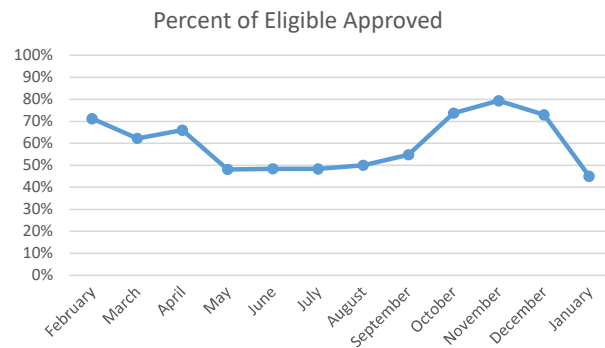
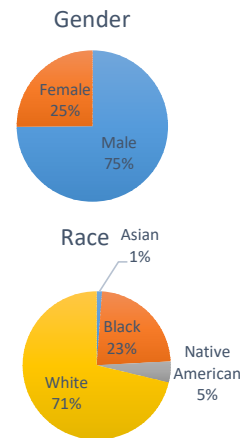
Pretrial Release Program

An alternative to incarceration program established in 2017. Information is available at: <https://douglascountyks.org/depts/pretrial/faq>.

Total supervisions since 2017	2,468
Current population	176
Population by gender, race, and ethnicity	
Male	131 75%
Female	44 25%
Asian	2 1%
Black	40 23%
Native American	8 5%
White	124 71%
Hispanic	16 9%
Non-Hispanic	160 91%

Population by electronic monitoring	
Electronic monitoring	29 16%
No electronic monitoring	147 84%

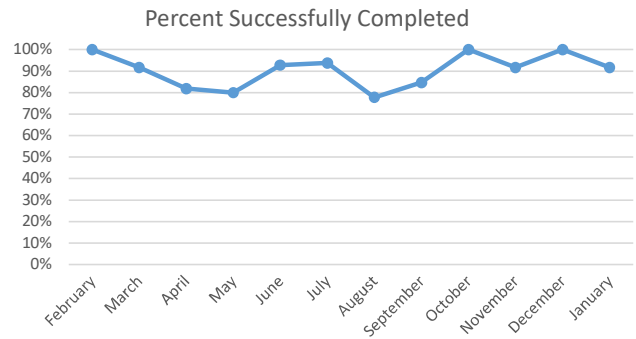
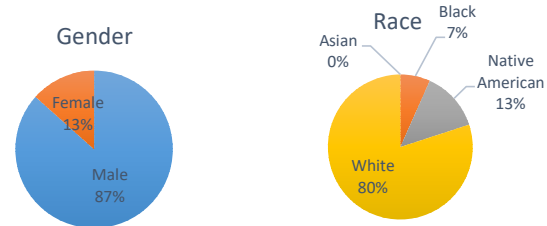
	January	Last 4 Months
Total seen at in-custody first appearance	59	210
Total eligible for pretrial program	40	144
Total approved for pretrial program	18	96
Percent of eligible approved	45%	67%
Monitoring closed successfully		
Monitoring closed successfully	13	73
New charge (monitoring suspended)	1	1
Failure to appear (monitoring suspended)	8	30
Failure to comply (additional conditions added by the court)	0	3
Percent closed successfully	59%	68%



House Arrest Program

In operation since October 2017, the house arrest program allows approved individuals to serve a sentence out of custody and within the community. Information is available <http://dgcoks.org/housearrest>.

Current population	15	
Population by adult status		
Adult	15	100%
Juvenile	0	0%
Population by gender and race		
Male	13	87%
Female	2	13%
Asian	0	0%
Black	1	7%
Native American	2	13%
White	12	80%
Hispanic	2	13%
Non-Hispanic	13	87%
Population by court jurisdiction		
Municipal Court	3	20%
District Court	12	80%
	<u>January</u>	<u>Last 4 Months</u>
Successfully completed	11	43
Closed due to non-compliance	1	2
Total completed	12	45
<i>Percent successfully completed</i>	<i>92%</i>	<i>96%</i>



Behavioral Health Court

A specialty court docket for people with complex behavioral health and substance abuse needs. Established in 2017. Information at: <http://dgcoks.org/bhcourt>.

Current participants	21
<u>Exits since start of program</u>	
Successful graduates	65
Terminations/discharges	37
Voluntary withdrawals and transfers	20
<i>Graduation rate</i>	<i>53%</i>

Drug Court

Drug Court, established in 2020, seeks to reduce recidivism of individuals with a substance use disorder. Information at: <https://www.douglascountyks.org/depts/district-attorney/douglas-county-drug-court-information>

Current participants	18
<u>Exits since start of program</u>	
Successful graduates	18
Terminations	10
Voluntary withdrawals and transfers	5
<i>Graduation rate</i>	<i>55%</i>