

Douglas County Criminal Justice Statistics - 2/9/24

Douglas County Correctional Facility (DCCF) - updated each Friday

In-custody population 147

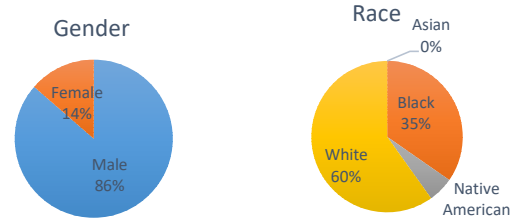
In-custody population by gender, race, and ethnicity

Male	127	86%
Female	20	14%
Asian	0	0%
Black	51	35%
Native American	8	5%
White	88	60%
Hispanic	9	6%
Non-Hispanic	138	94%

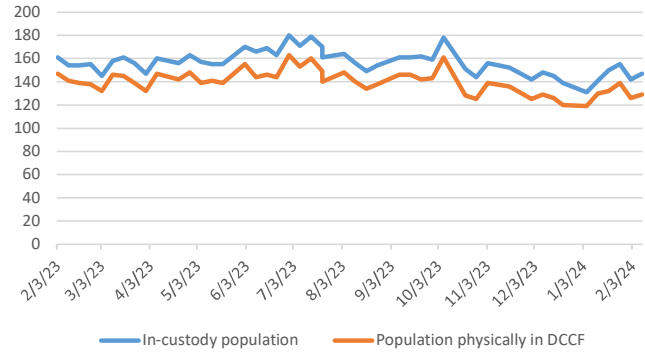
In-custody population by county of residence

Douglas County resident	107	73%
Not Douglas County resident	37	25%
No address (usually homeless in Dg Co)	3	2%

Population housed in other county jails	5
Population at inpatient psychiatric and drug treatment facilities	13
Population physically in DCCF	129
Awaiting Larned/Osawat. bed for competency	5



DCCF Populations



Criminal Justice Services - updated on the first day of each month

Pretrial Release Program

An alternative to incarceration program established in 2017. Information is available at: <https://douglascountyks.org/depts/pretrial/faq>.

Total supervisions since 2017	2,468
Current population	176

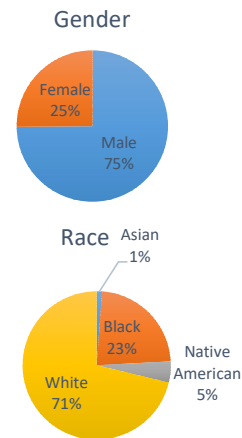
Population by gender, race, and ethnicity

Male	131	75%
Female	44	25%
Asian	2	1%
Black	40	23%
Native American	8	5%
White	124	71%
Hispanic	16	9%
Non-Hispanic	160	91%

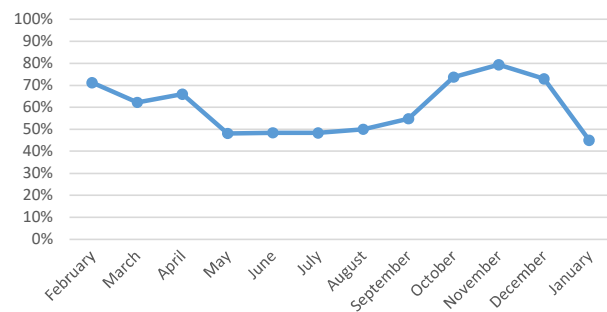
Population by electronic monitoring

Electronic monitoring	29	16%
No electronic monitoring	147	84%

	January	Last 4 Months
Total seen at in-custody first appearance	59	210
Total eligible for pretrial program	40	144
Total approved for pretrial program	18	96
Percent of eligible approved	45%	67%
Monitoring closed successfully	13	73
New charge (monitoring suspended)	1	1
Failure to appear (monitoring suspended)	8	30
Failure to comply (additional conditions added by the court)	0	3
Percent closed successfully	59%	68%



Percent of Eligible Approved



House Arrest Program

In operation since October 2017, the house arrest program allows approved individuals to serve a sentence out of custody and within the community. Information is available <http://dgcoks.org/housearrest>.

Current population 15

Population by adult status

Adult 15 100%
 Juvenile 0 0%

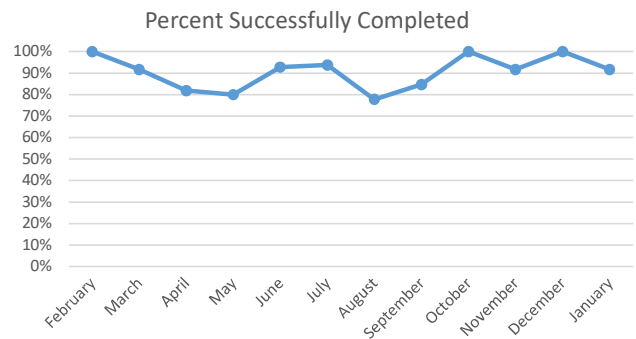
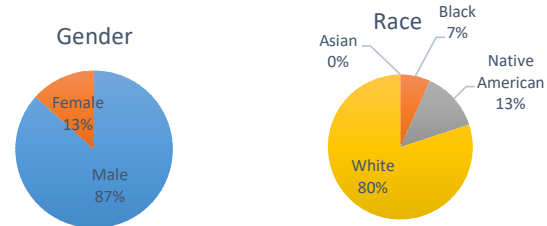
Population by gender and race

Male 13 87%
 Female 2 13%
 Asian 0 0%
 Black 1 7%
 Native American 2 13%
 White 12 80%
 Hispanic 2 13%
 Non-Hispanic 13 87%

Population by court jurisdiction

Municipal Court 3 20%
 District Court 12 80%

	January	Last 4 Months
Successfully completed	11	43
Closed due to non-compliance	1	2
Total completed	12	45
Percent successfully completed	92%	96%



Behavioral Health Court

A specialty court docket for people with complex behavioral health and substance abuse needs. Established in 2017. Information at: <http://dgcoks.org/bhcourt>.

Current participants 21
Exits since start of program
 Successful graduates 65
 Terminations/discharges 37
 Voluntary withdrawals and transfers 20
 Graduation rate 53%

Drug Court

Drug Court, established in 2020, seeks to reduce recidivism of individuals with a substance use disorder. Information at: <https://www.douglascountyks.org/depts/district-attorney/douglas-county-drug-court-information>

Current participants 18
Exits since start of program
 Successful graduates 18
 Terminations 10
 Voluntary withdrawals and transfers 5
 Graduation rate 55%