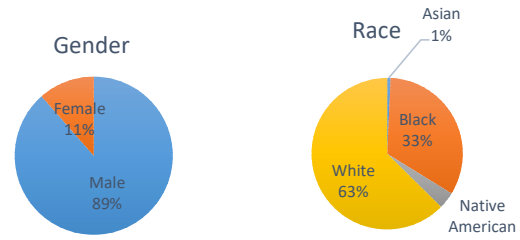


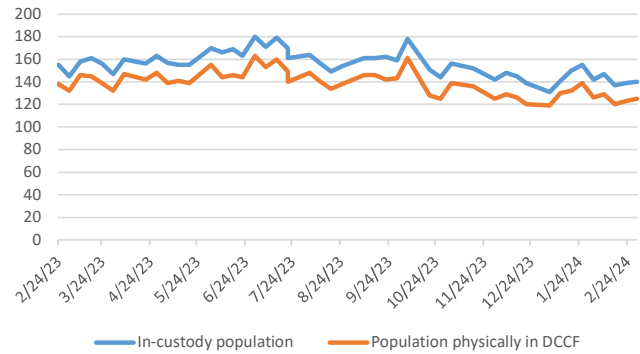
## Douglas County Criminal Justice Statistics - 3/1/24

### Douglas County Correctional Facility (DCCF) - updated each Friday

In-custody population	140
<b>In-custody population by gender, race, and ethnicity</b>	
Male	124 89%
Female	16 11%
Asian	1 1%
Black	46 33%
Native American	5 4%
White	87 63%
Hispanic	8 6%
Non-Hispanic	132 94%
<b>In-custody population by county of residence</b>	
Douglas County resident	101 72%
Not Douglas County resident	28 20%
No address (usually homeless in Dg Co)	11 8%
<b>Population housed in other county jails</b>	
Population at inpatient psychiatric and drug treatment facilities	11
Population physically in DCCF	125
Awaiting Larned/Osawat. bed for competency	5



DCCF Populations



### Criminal Justice Services - updated on the first day of each month

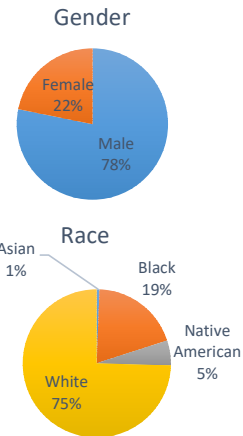
#### Pretrial Release Program

An alternative to incarceration program established in 2017. Information is available at: <https://douglascountyks.org/depts/pretrial/faq>.

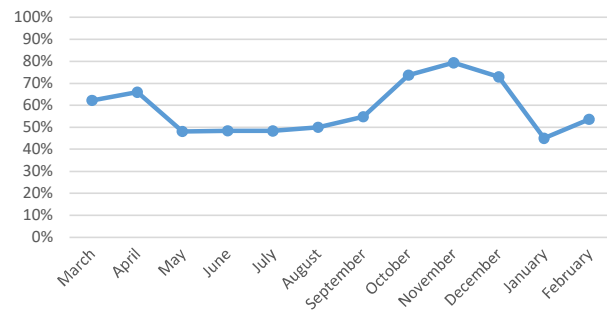
Total supervisions since 2017	2,491
Current population	166
<b>Population by gender, race, and ethnicity</b>	
Male	129 78%
Female	36 22%
Asian	1 1%
Black	32 19%
Native American	9 5%
White	123 75%
Hispanic	18 11%
Non-Hispanic	148 89%

<b>Population by electronic monitoring</b>	
Electronic monitoring	29 17%
No electronic monitoring	137 83%

	February	Last 4 Months
Total seen at in-custody first appearance	59	206
Total eligible for pretrial program	41	147
Total approved for pretrial program	22	90
Percent of eligible approved	54%	61%
Monitoring closed successfully	19	82
New charge (monitoring suspended)	0	1
Failure to appear (monitoring suspended)	6	33
Failure to comply (additional conditions added by the court)	1	3
Percent closed successfully	73%	69%



Percent of Eligible Approved

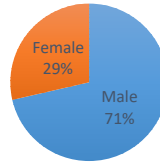


### House Arrest Program

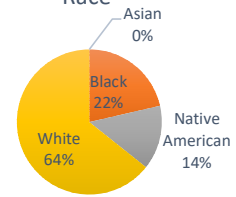
In operation since October 2017, the house arrest program allows approved individuals to serve a sentence out of custody and within the community. Information is available <http://dgcoks.org/housearrest>.

Current population	14	
<b>Population by adult status</b>		
Adult	10	71%
Juvenile	4	29%
<b>Population by gender and race</b>		
Male	10	71%
Female	4	29%
Asian	0	0%
Black	3	21%
Native American	2	14%
White	9	64%
Hispanic	1	7%
Non-Hispanic	13	93%
<b>Population by court jurisdiction</b>		
Municipal Court	1	7%
District Court	13	93%
	<u>February</u>	<u>Last 4 Months</u>
Successfully completed	9	42
Closed due to non-compliance	1	5
Total completed	10	47
<i>Percent successfully completed</i>	<i>90%</i>	<i>89%</i>

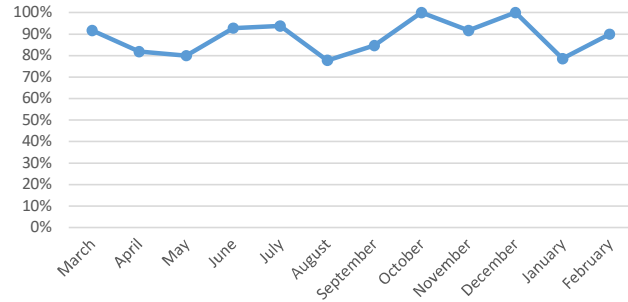
Gender



Race



Percent Successfully Completed



### Behavioral Health Court

A specialty court docket for people with complex behavioral health and substance abuse needs. Established in 2017. Information at: <http://dgcoks.org/bhcourt>.

Current participants	20	
<u>Exits since start of program</u>		
Successful graduates	68	
Terminations/discharges	37	
Voluntary withdrawals and transfers	20	
<i>Graduation rate</i>	<i>54%</i>	

### Drug Court

Drug Court, established in 2020, seeks to reduce recidivism of individuals with a substance use disorder. Information at: <https://www.douglascountyks.org/depts/district-attorney/douglas-county-drug-court-information>

Current participants	17	
<u>Exits since start of program</u>		
Successful graduates	17	
Terminations	11	
Voluntary withdrawals and transfers	6	
<i>Graduation rate</i>	<i>50%</i>	