

## Douglas County Criminal Justice Statistics - 1/29/21

### Douglas County Correctional Facility - updated each Friday

Current population 122

#### Population by gender, race, and ethnicity

Male	104	85%
Female	18	15%
Asian	1	1%
Black	28	23%
Native American	5	4%
White	88	72%
Hispanic	7	6%
Non-Hispanic	113	94%

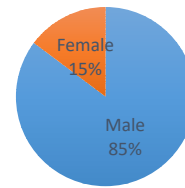
#### Population by county of residence

Douglas County resident	76	62%
Not Douglas County resident	46	38%

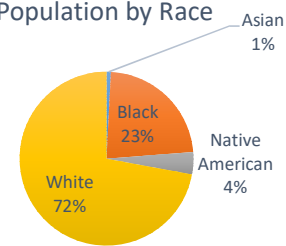
#### Population housed out-of-county, by gender

Total	5
Male	5 100%
Female	0 0%

Population by Gender



Population by Race



### Criminal Justice Services - updated on the first day of each month

#### Pretrial Release

An alternative to incarceration program established in 2016. Information is available at: <http://dgcoks.org/pretrialrelease>.

Total served since 2017 1,137  
Current population 165

#### Population by gender, race, and ethnicity

Male	129	78%
Female	36	22%
Asian	1	1%
Black	31	19%
Native American	10	6%
White	123	75%
Hispanic	6	4%
Non-Hispanic	159	96%

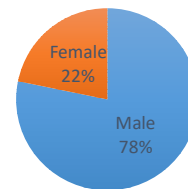
#### Population by electronic monitoring

Electronic monitoring	75	45%
No electronic monitoring	90	55%

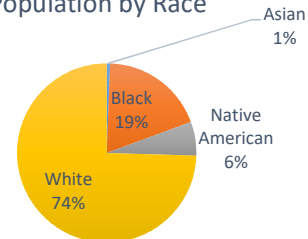
	December	Last 4 Months
Total seen at first appearance	54	208
Total eligible for pretrial program	28	119
Total approved	24	101
Percent of eligible approved (concurrency)	86%	85%

Monitoring closed successfully	15	47
New charge (monitoring suspended)	0	2
Failure to appear (monitoring suspended)	9	13
Failure to comply (additional conditions added by the court)	0	2

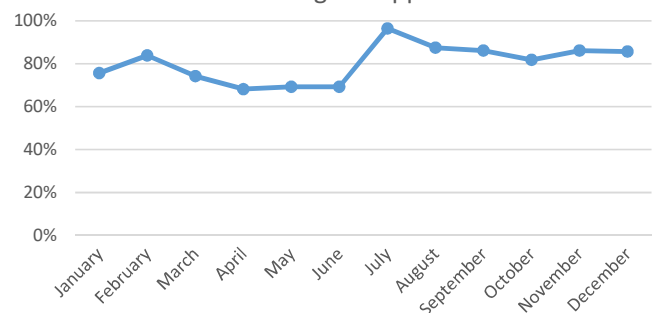
Population by Gender



Population by Race



Percent of Eligible Approved



### House Arrest

In operation since October 2017, the house arrest program allows approved individuals to serve a sentence out of custody and within the community. Information is available at: <http://dgcoks.org/housearrest>.

Current population 29

#### Population by adult status

Adult 25 86%  
 Juvenile 4 14%

#### Population by gender and race

Male 22 85%  
 Female 4 15%

Asian 0 0%  
 Black 5 20%  
 Native American 2 8%  
 White 18 72%

#### Population by court jurisdiction

Municipal Court 8 33%  
 District Court 16 67%

	December	Last 4 Months
Successfully completed	8	29
Closed due to non-compliance	1	5
Total completed	9	34
Percent successfully completed	89%	85%

### Behavioral Health Court

A special court docket for people with complex behavioral health and substance abuse needs who want to participate and have been resistant to treatment. Established in 2017. Information at: <http://dgcoks.org/bhcourt>.

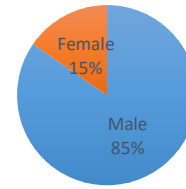
Successful graduates 28  
 Terminated in the last month 0  
 Currently in program 21

### Drug Court

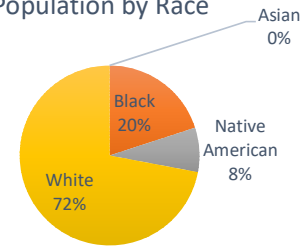
Drug Court seeks to reduce recidivism of individuals with a substance use disorder. Information at: <https://www.douglascountyks.org/depts/district-attorney/douglas-county-drug-court-information>

Current participants 7

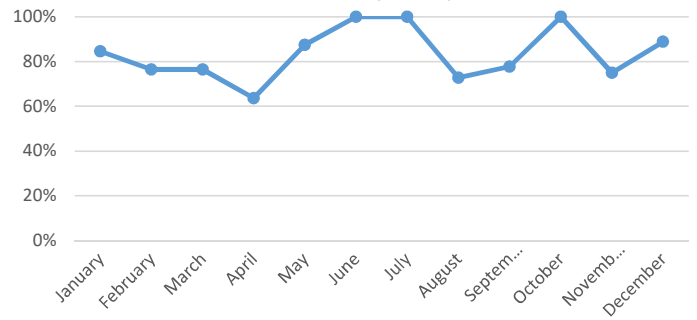
Population by Gender



Population by Race



Percent Successfully Completed



## District Attorney's Office - updated on the first day of the month

### Women's Diversion Project

The Women's Substance Use Disorder Prosecutor-Led Diversion and Treatment Program was established in 2018. <http://dgcoks.org/specialdiversion>

Successful graduates 6  
 Currently in program 1